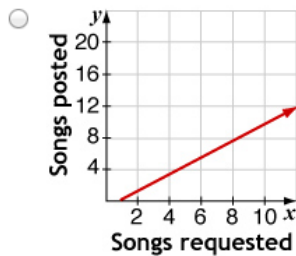
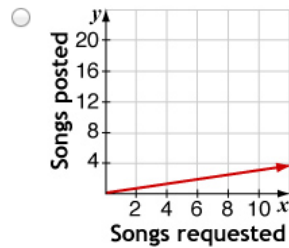
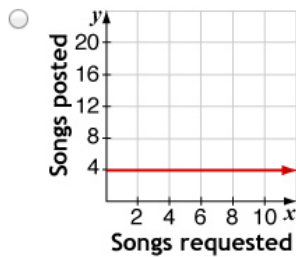
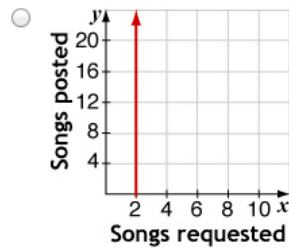
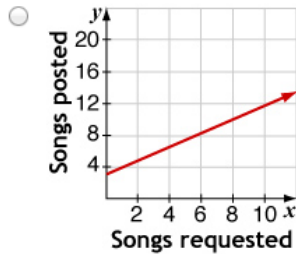
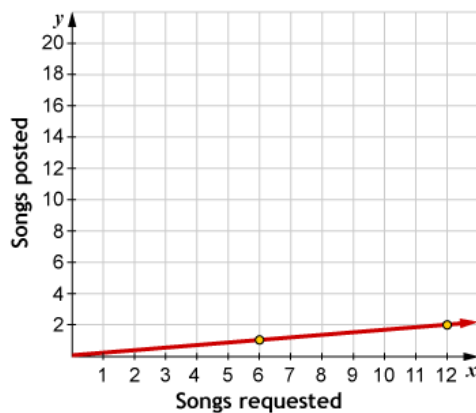


### TOPIC 3: Patterns in Proportional Reasoning – Block 6 Homework

1. A rock band of Blaine High School students has a website where they post songs that they write and record. Students at Blaine High School can text message requests for new songs to be posted. The band members make a graph showing the number of songs requested and the number of songs they post. Which graph represents the proportional relationship?



2. Identify the constant of proportionality in the graph.



$k =$  \_\_\_\_\_

3. Which of the following have a proportional relationship between the number of red and blue squares? Write "P" for proportional or "NP" for non-proportional next to each possible answer.

