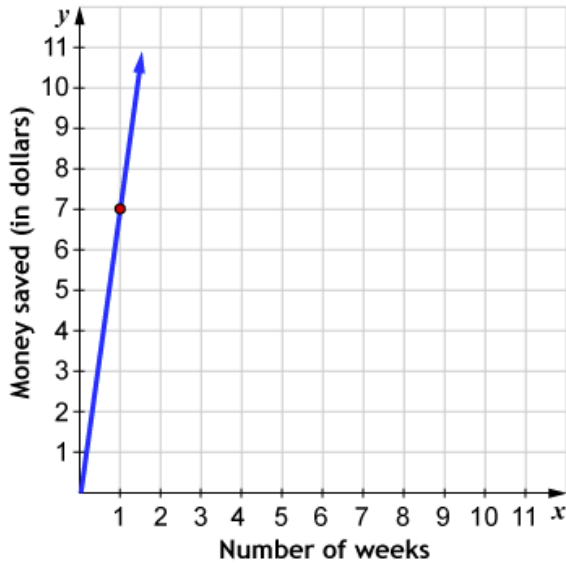


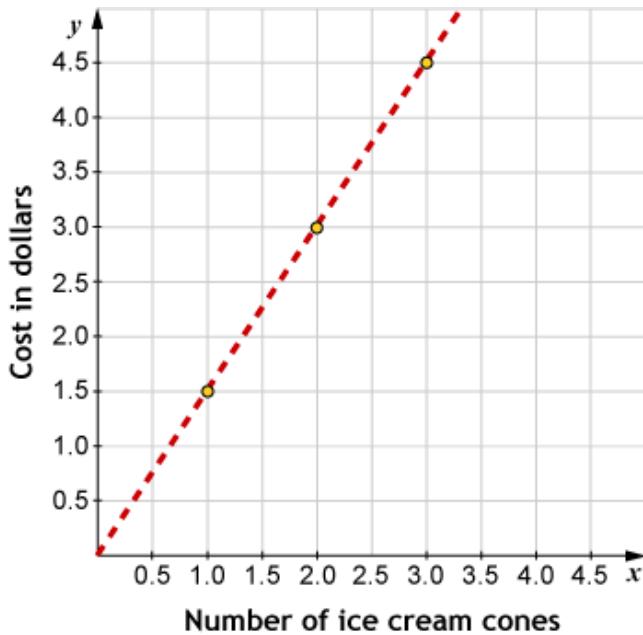
### TOPIC 3: Patterns in Proportional Reasoning – Block 4 Homework

1. Sandra is saving money each week in order to purchase a new skateboard. The graph represents Sandra’s savings over time. Use the graph to fill in the blanks and complete the statements.



From the **point shown** on the graph, we know that Sandra saves \_\_\_\_\_ dollars every \_\_\_\_\_ week(s).  
 After four weeks, she will have saved \_\_\_\_\_ dollars.  
 At this rate, in order to save \$84, she will need to save for \_\_\_\_\_ week(s).

2. According to this graph, how much does an ice cream cone cost?



**Circle the correct price.**

\$1.50

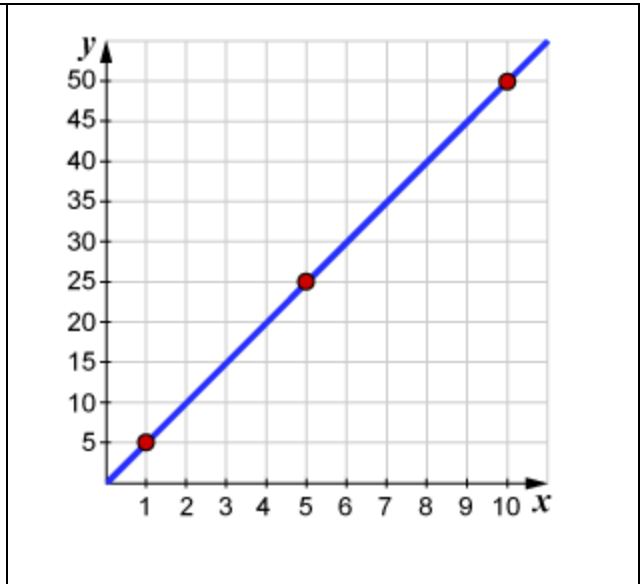
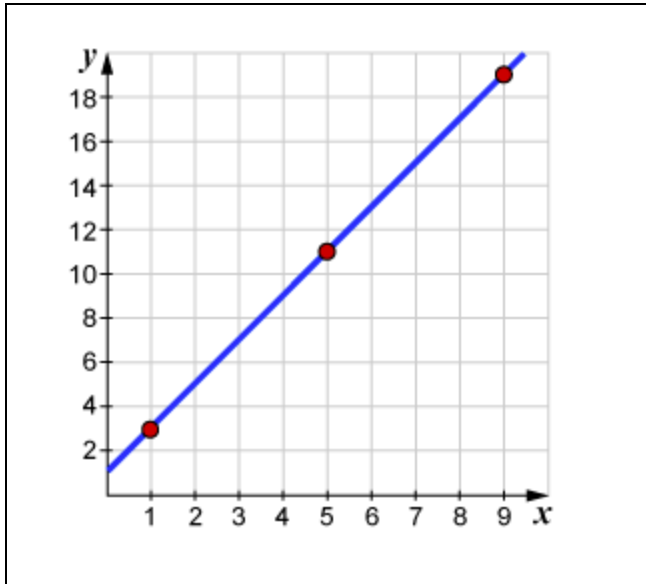
\$1.00

\$3.00

\$0.67

\$4.50

3. Which of the following representations represent **non-proportional** relationships? **Circle all that apply.**



x	y
4	6
7	10.5
14	21

x	y
6	8
9	9.5
12	11

$y = 0.5x + 6$

$y = 4.5x$