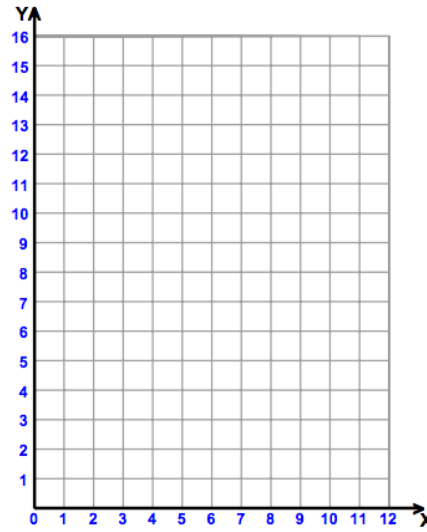


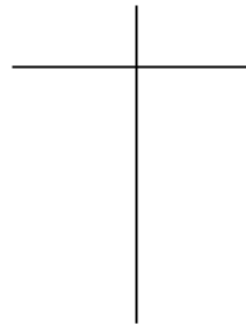
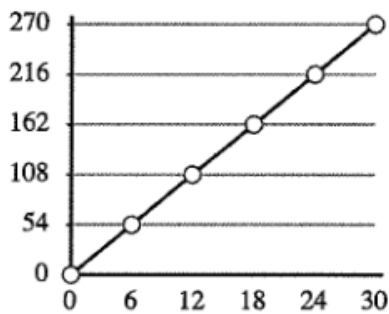
Topic 3: Patterns in Proportional Reasoning - Block 1 Homework

From this table, make the graph:

x	y
0	0
4	3
8	6
12	9



From this graph, create the table:



From a situation, create the graph and the table:

An ice cream truck driver determined he had made \$13.98 after selling 6 ice cream bars.

